

GLAZED DOOR

A glazed option, to maximise sunlight, and create more openness between rooms. Looks great in both natural timber and painted finish for a modern look.

Care must be taken when using any door being installed within a pocket where the door includes decorative features in the faces. This is to ensure that those features are central as intended when the door is in the closed position, as some of the door edges are concealed within the frame when the door is closed. In most situations the decorative features will need to be offset slightly to maintain the visual aspect as intended.

Glazed doors also need particular care when being installed in Fire Rated kits to ensure they comply with the scope of the Fire Certification as only certain sizes of glazed area are permissible.

FINISHES (see page below)

White, primed, ash, cherry, maple, oak, walnut and sapele.


+ COMPATIBLE KITS

- Standard kits
- Architrave free kits
- Shadow gap
- Telescopic kits
- Fire rated | FD30 kits




Our design engineers are happy to work with you to create a bespoke door outside of our popular range. Manufacturing drawings are provided for sign off as standard.

FINISHES




White



Primed




Ash




Cherry



Maple



Oak



Walnut



Sapele

Veneered finishes are typically supplied with clear lacquer, 20% sheen. Veneered can be supplied as sand finish/unfinished for onsite colour matching and French polishing.

Other finishes are available, please contact sales office to discuss.

